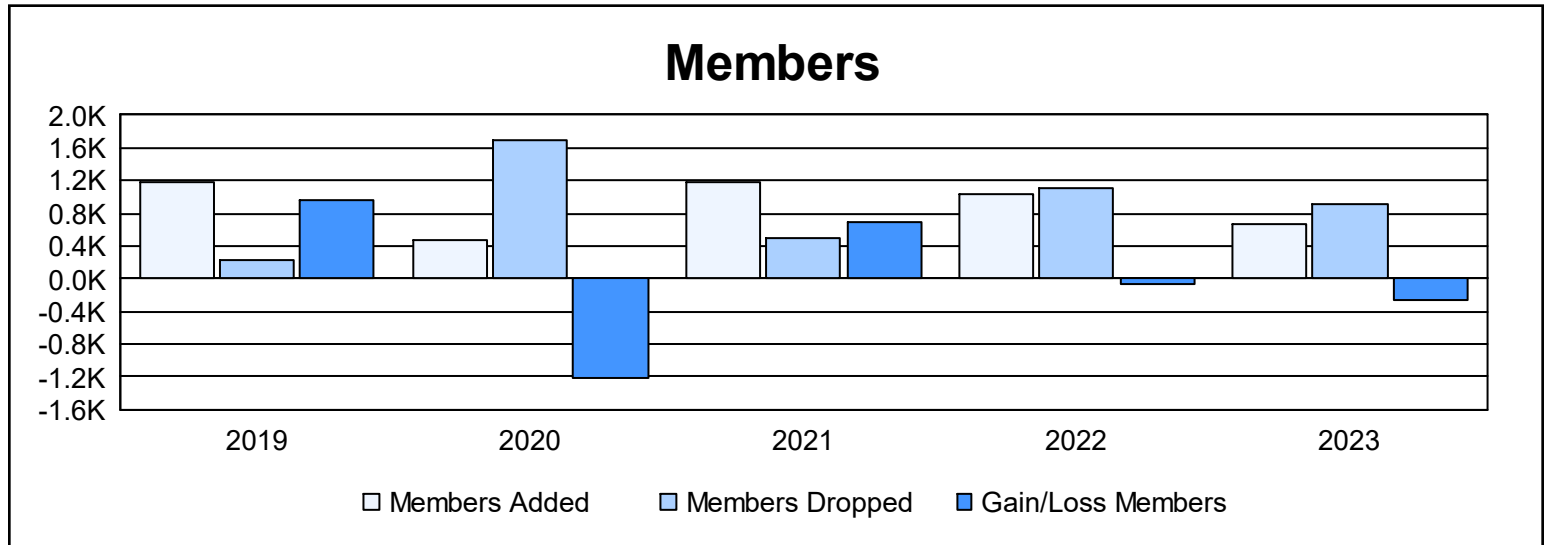
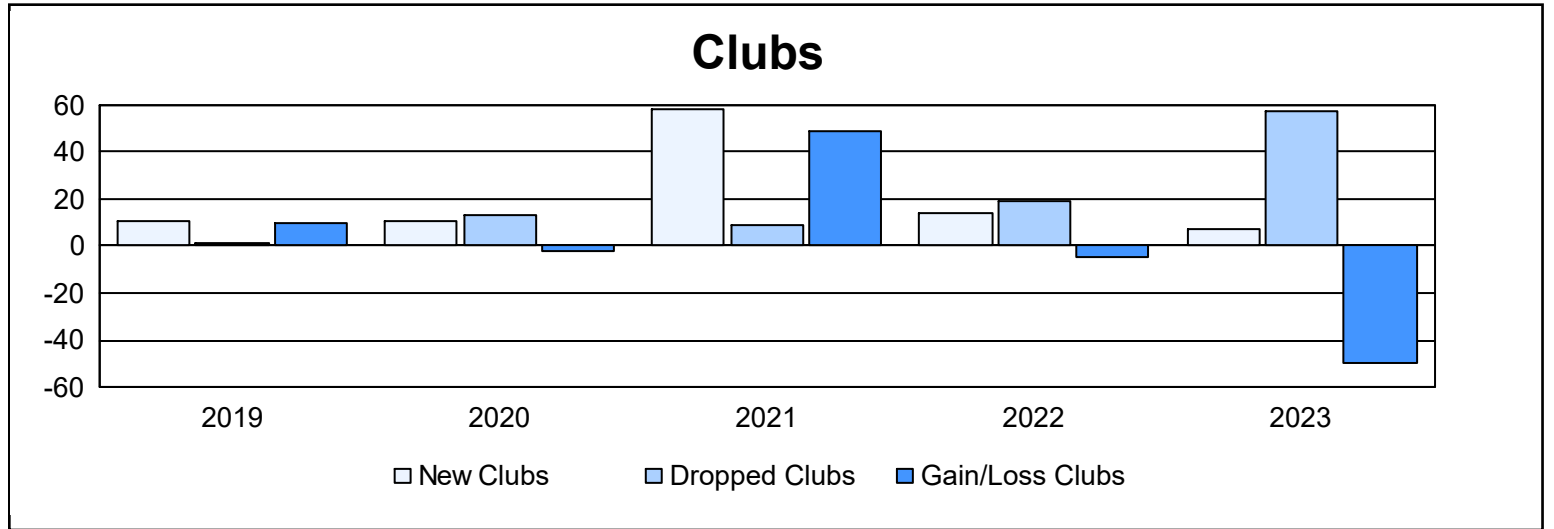
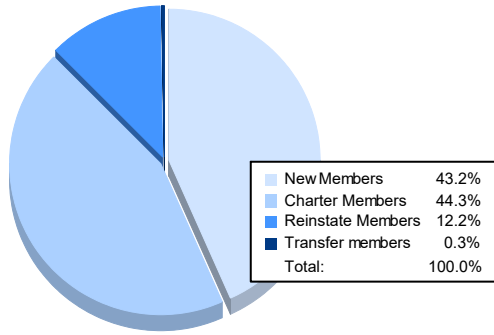


| Year           | New Clubs | Dropped Clubs | Gain/ Loss Clubs | New Members | Charter Members | Reinstate Members | Transfer Members | Total Member Added | Total Members Dropped | Gain/ Loss Members |
|----------------|-----------|---------------|------------------|-------------|-----------------|-------------------|------------------|--------------------|-----------------------|--------------------|
| 2018-2019      | 11        | 1             | 10               | 802         | 368             | 14                | 8                | 1,192              | 235                   | 957                |
| 2019-2020      | 11        | 13            | -2               | 81          | 209             | 165               | 6                | 461                | 1,685                 | -1,224             |
| 2020-2021      | 58        | 9             | 49               | 170         | 996             | 20                | 1                | 1,187              | 487                   | 700                |
| 2021-2022      | 14        | 19            | -5               | 617         | 395             | 23                | 1                | 1,036              | 1,112                 | -76                |
| 2022-2023      | 7         | 57            | -50              | 284         | 291             | 80                | 2                | 657                | 915                   | -258               |
| <b>Average</b> | <b>20</b> | <b>20</b>     | <b>0</b>         | <b>391</b>  | <b>452</b>      | <b>60</b>         | <b>4</b>         | <b>907</b>         | <b>887</b>            | <b>20</b>          |



### Membership Composition June 2023 Cumulative



### Gender Composition June 2023 Cumulative

